

# LV= Vanguard Sterling Short-Term Money Market Fund

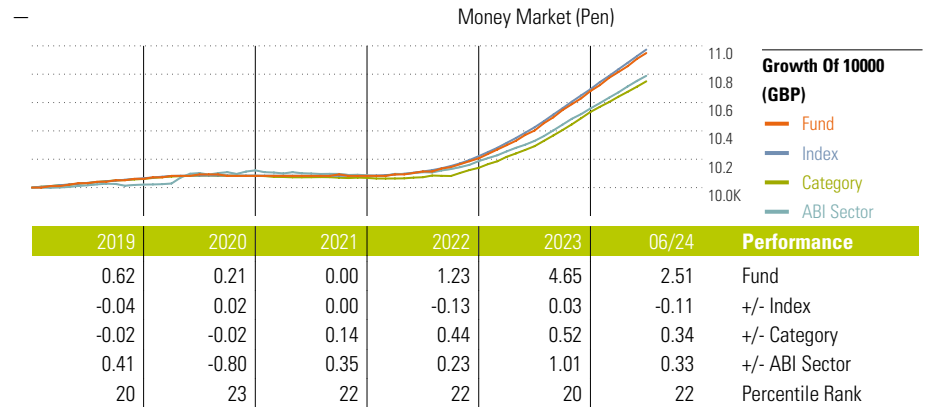
## Fund Benchmark

SONIA Compounded PR GBP

## Investment Objective

The Fund seeks to provide stability in the value of investments, liquidity and exposure to a variety of investments that typically perform differently from one another while maximising income earned from distributions such as interest (as opposed to that derived from an increase in the value of investments). The Fund seeks to achieve this objective by investing in short-term money market instruments including but not limited to bank certificates of deposits, commercial papers, corporate and sovereign variable and...

## Morningstar Rating™



This information relates to past performance, which is not a reliable indicator of future returns.

## Standardised Performance

1 Yr to	1 Yr to	1 Yr to	1 Yr to	1 Yr to
30 Jun 20	30 Jun 21	30 Jun 22	30 Jun 23	30 Jun 24
0.62	-0.10	0.31	2.86	5.26

12 Months Total Return (bid to bid). Source: Morningstar, net income reinvested. This table complies with the FCA's regulations to compare different products from different providers.

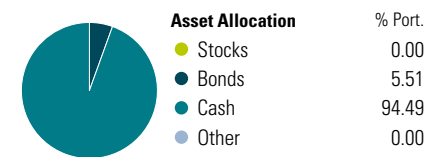
## Trailing Returns

Return %	+/-Idx	+/-Cat	+/-ABI	
(4 Jul 2024)				
3 Months	1.24	-0.05	0.12	0.17
6 Months	2.61	0.02	0.34	0.40
1 Year	5.25	-0.01	0.47	0.77
3 Years Annualised	2.82	-0.07	0.39	0.57
5 Years Annualised	1.79	-0.03	0.24	0.28

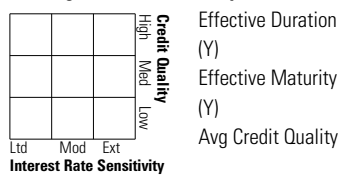
## Quarterly Returns

1st qtr	2nd qtr	3rd qtr	4th qtr	
2024	1.26	1.24	-	-
2023	0.91	1.00	1.39	1.27
2022	0.10	0.20	0.31	0.61
2021	0.00	0.00	0.10	-0.10
2020	0.21	0.10	-0.10	0.00

## Portfolio 31 Mar 2024



## Morningstar Fixed Income Style Box™



## Credit Quality

Top 10 Holdings	% Port.
Dz Bank Genossenschaftsba Td -...	10.28
Rabobank London Td - 02apr242024-04-02	9.99
United Kingdom of Great Britain and...	7.13
United Kingdom of Great Britain and...	7.09
United Kingdom of Great Britain and...	6.46
United Kingdom of Great Britain and...	5.79
United Kingdom of Great Britain and...	5.70
United Kingdom of Great Britain and...	4.94
United Kingdom of Great Britain and...	4.67
United Kingdom of Great Britain and...	4.27
Total Stock Holdings	0
Total Bond Holdings	3
Assets in Top 10 Holdings %	66.33

## Maturity Range

Maturity Range	%
1 to 3	0.00
3 to 5	0.00
5 to 7	0.00
7 to 10	0.00
10 to 15	0.00
15 to 20	0.00
20 to 30	0.00
Over 30	0.00

## Coupon Range

Coupon Range	%
0	100.00
0 to 4	0.00
4 to 6	0.00
6 to 8	0.00
8 to 10	0.00
10 to 12	0.00
Over 12	0.00

## Operations

Insurance Company	Liverpool Victoria...	Domicile	United Kingdom	Annual Management Fee	0.10%
Phone	0800 783 7533	Currency	Pound Sterling	ISIN	GB00B7Y6JH20
Website	www.lv.com	ABI Sector	Money Market (Pen)	Minimum Additional Purchase	-
Inception Date	13 Dec 2012	Closed To New Business	No	Total Expense Ratio	0.10%
Fund Manager		Closed to New Investors Date	-		
Manager Start Date	-				
NAV (4 Jul 2024)	106.20 British Pence				
Share Class Size (mil)	49.17				