



## RLP/DIMENSIONAL GLOBAL CORE EQUITY FUND FACTSHEET

July 2024

### Objective

<b>Aim:</b>	The fund aims to maximise long-term total return.
<b>Investment process:</b>	The fund is managed on a discretionary basis and primarily invests in shares of companies listed on the principal stock exchanges in developed countries around the world. The fund has a general exposure to the market with a greater allocation to shares of smaller sized companies and value companies. Value companies are defined as companies where, at the time of purchase, the share price is low compared to the accounting value of the company.
<b>Management style:</b>	Passive

### Fund details

<b>Launch date:</b>	6th March 2015
<b>Fund size:</b>	£32.34m
<b>ABI Sector:</b>	Global Equities
<b>Benchmark:</b>	MSCI World Index
<b>Manager:</b>	Dimensional Fund Advisors
<b>Fund Management Charge:</b>	1.17%
<b>Investment Expenses:</b>	0.00%
<b>Total Expense Ratio:</b>	1.17%
<b>SEDOL:</b>	BVVPXT0

All data as at 30.06.2024.

### Performance

Past performance is not a guide to the future. Prices can fall as well as rise meaning you may not get back the full amount of capital originally invested. Investment returns may fluctuate and are not guaranteed.

	Percentage Change				
	30.06.2023 - 30.06.2024 % Chg	30.06.2022 - 30.06.2023 % Chg	30.06.2021 - 30.06.2022 % Chg	30.06.2020 - 30.06.2021 % Chg	30.06.2019 - 30.06.2020 % Chg
RLP/Dimensional Global Core Equity	16.73	8.03	-1.54	28.33	-0.35
Benchmark	20.03	12.48	-3.24	23.48	5.26

	Compound Annual Growth Rate				
	Fund Volatility	3 Years	5 Years	10 Years	15 Years
RLP/Dimensional Global Core Equity	10.36	7.47	9.68	-	-
Benchmark	-	9.30	11.15	-	-

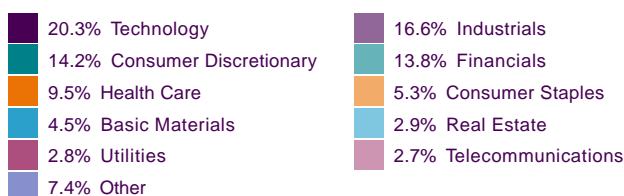
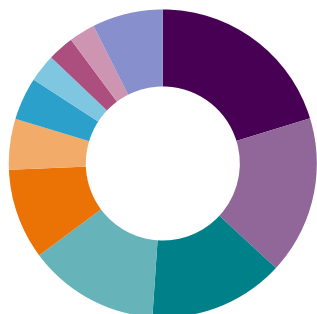
Source: Lipper, as at 30.06.2024. All performance figures have been calculated net of the Fund Management Charge applicable to the fund.

The fund volatility figure shown is the annualised standard deviation of the monthly returns on the fund over a 3 year time period to 30.06.2024. Standard deviation is a measure of the spread of monthly returns around the average (mean) return. A higher volatility figure indicates that the fund has produced a wider range of returns over the three year period while a fund with a lower volatility figure has been more stable.

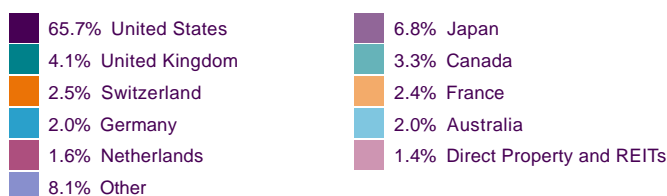
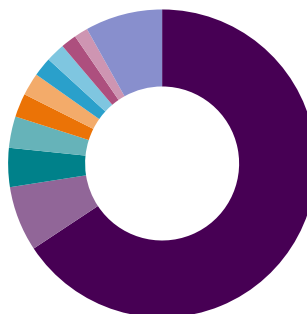
## Top ten holdings

	Holding	%		Holding	%
1	APPLE	2.97	6	ALPHABET INC	0.87
2	NVIDIA CORPORATION	2.94	7	JOHNSON & JOHNSON	0.77
3	MICROSOFT CORPORATION	2.91	8	ALPHABET INC	0.76
4	AMAZON.COM	1.60	9	ELI LILLY AND COMPANY	0.70
5	META PLATFORMS	1.19	10	BERKSHIRE HATHAWAY	0.68

## Sector weighting



## Countries



All data as at 30.06.2024.

## Risk factors

It is important that you understand the potential risks associated with this fund. We have detailed below the specific risks we think you should be aware of. For further information on each of these risks please refer to our [Guide to Fund Risks](#).

Exchange Rate	Yes	Property	No
Emerging Markets	Yes	Higher Risk Fund	Yes
Concentrated Portfolio	No	Derivatives	Yes
Smaller Companies	No	Equities	Yes
High Yield Bonds	No	Bonds	No
Sector Specific	No	Money Market	Yes
Geared Investments	No	Stock Lending	Yes

**Royal London**  
royallondon.com

We're happy to provide your documents in a different format, such as Braille, large print or audio, just ask us when you get in touch.

All of our printed products are produced on stock which is from FSC® certified forests.

Source: FTSE International Limited ("FTSE") © FTSE 2024. "FTSE®" is a trade mark of the London Stock Exchange Group companies and is used by FTSE International Limited under licence. All rights in the FTSE indices and / or FTSE ratings vest in FTSE and/or its licensors. Neither FTSE nor its licensors accept any liability for any errors or omissions in the FTSE indices and / or FTSE ratings or underlying data. No further distribution of FTSE Data is permitted without FTSE's express written consent.

The Royal London Mutual Insurance Society Limited is authorised by the Prudential Regulation Authority and regulated by the Financial Conduct Authority and the Prudential Regulation Authority. The firm is on the Financial Services Register, registration number 117672. It provides life assurance and pensions. Registered in England and Wales number 99064. Registered office: 80 Fenchurch Street, London, EC3M 4BY. Royal London Marketing Limited is authorised and regulated by the Financial Conduct Authority and introduces Royal London's customers to other insurance companies. The firm is on the Financial Services Register, registration number 302391. Registered in England and Wales number 4414137. Registered office: 80 Fenchurch Street, London, EC3M 4BY.