



# LV= Invesco Monthly Income Plus (UK) (s2) Pension Fund

## Fund Benchmark

IA Sterling Strategic Bond

## Investment Objective

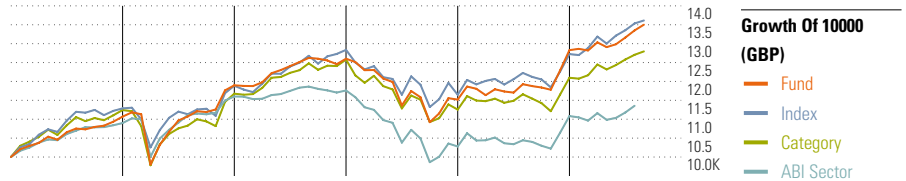
The Fund aims to achieve income and capital growth over the medium to long term (3 to 5 years plus). The Fund invests at least 80% of its assets globally in corporate and government debt securities (including investment grade, non-investment grade and unrated) and shares or other equity related securities of companies. In pursuing the Fund's investment objective, the fund manager may consider it appropriate to also invest in other transferable securities, money-market instruments, collective investment schemes...

## Morningstar Rating™

★★★★★

## ABI Sector

Sterling Strategic Bond (Pen)



	2019	2020	2021	2022	2023	08/24	Performance
	10.69	7.49	5.91	-8.58	11.36	5.25	Fund
	-	2.20	-2.09	0.67	2.10	-1.73	+/- Index
	-1.72	3.41	-2.16	1.87	3.83	-0.56	+/- Category
	1.70	1.05	4.53	4.02	3.52	1.37	+/- ABI Sector
	15	26	5	15	11	24	Percentile Rank

This information relates to past performance, which is not a reliable indicator of future returns.

## Standardised Performance

1 Yr to	1 Yr to	1 Yr to	1 Yr to	1 Yr to
30 Jun 20	30 Jun 21	30 Jun 22	30 Jun 23	30 Jun 24
2.92	13.12	-8.41	3.00	12.44

12 Months Total Return (bid to bid). Source: Morningstar, net income reinvested. This table complies with the FCA's regulations to compare different products from different providers.

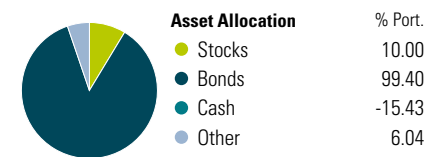
## Trailing Returns

	Return %	+/-Idx	+/-Cat	+/-ABI
(30 Aug 2024)				
3 Months	4.16	1.12	1.19	-0.18
6 Months	5.32	-0.34	0.01	0.33
1 Year	13.96	1.63	2.84	2.96
3 Years Annualised	2.35	-0.05	1.46	3.32
5 Years Annualised	4.70	0.67	1.55	3.40

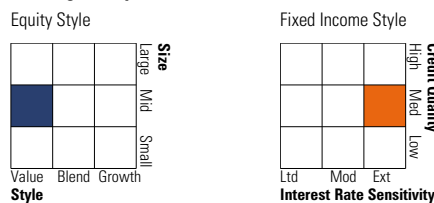
## Quarterly Returns

	1st qtr	2nd qtr	3rd qtr	4th qtr
2024	1.61	0.97	-	-
2023	1.02	0.58	1.15	8.35
2022	-2.37	-7.63	-3.89	5.47
2021	0.67	3.58	1.56	0.00
2020	-11.41	11.85	2.03	6.32

## Portfolio 31 May 2024



## Morningstar Style Box™



## Risk Profile

### Risk Measures

3-Yr Alpha	3.92	3-Yr Sharpe Ratio	-0.08
3-Yr Beta	0.98	3-Yr Std Dev	7.48
R-Squared	58.57	3-Yr Risk	bel avg
Information Ratio	0.83	5-Yr Risk	Avg
Tracking Error	4.71	10-Yr Risk	Avg

Calculations use Morningstar UK Mod Tgt Alloc NR GBP (where applicable)

## Top 10 Holdings

	Sector	% Port.
Long Gilt Future Sept...		13.00
Invesco Sterling Liqdt Port...		3.23
Lloyds Banking Group PLC...		2.30
US Treasury Bond Future Sept...		2.20
Co-Operative Bk HI		1.76
Nationwide Building...		1.70
Intesa Sanpaolo S.p.A. 7.7%		1.40
United Kingdom of Great...		1.26
Ford Motor Credit Company LLC...		1.19
UniCredit S.p.A. 8%		1.12
Total Stock Holdings		43
Total Bond Holdings		384
Assets in Top 10 Holdings %		29.16

## Sector Weightings

	% Equity
<b>Cyclical</b>	<b>46.05</b>
Basic Materials	3.37
Consumer Cyclical	12.16
Financial Services	30.52
Real Estate	-
<b>Sensitive</b>	<b>24.99</b>
Communication Services	4.50
Energy	2.25
Industrials	18.25
Technology	-
<b>Defensive</b>	<b>28.95</b>
Consumer Defensive	9.11
Healthcare	7.35
Utilities	12.49

## World Regions

	% Equity
<b>Americas</b>	<b>3.45</b>
United States	3.45
Canada	0.00
Latin America	0.00
<b>Greater Europe</b>	<b>96.55</b>
United Kingdom	96.46
Eurozone	0.00
Europe - ex Euro	0.00
Europe - Emerging	0.00
Middle East / Africa	0.09
<b>Greater Asia</b>	<b>0.00</b>
Japan	0.00
Australasia	0.00
Asia - Developed	0.00
Asia - Emerging	0.00

## Operations

Insurance Company	Liverpool Victoria...	Domicile	United Kingdom	Annual Management Fee	0.74%
Phone	0800 783 7533	Currency	Pound Sterling	ISIN	GB00B600XZ79
Website	www.lv.com	ABI Sector	Sterling Strategic Bond (Pen)	Minimum Additional Purchase	500
Inception Date	1 Mar 2009	Closed To New Business	No	Total Expense Ratio	0.74%
Fund Manager		Closed To New Investors Date	-		
Manager Start Date	-				
NAV (30 Aug 2024)	320.80 British Pence				
Share Class Size (mil)	20.42				