



LV= Vanguard LifeStrategy 100% Equity Series 2 Pension Fund

Fund Benchmark

Morningstar Global L cap blend eq cat TR

Investment Objective

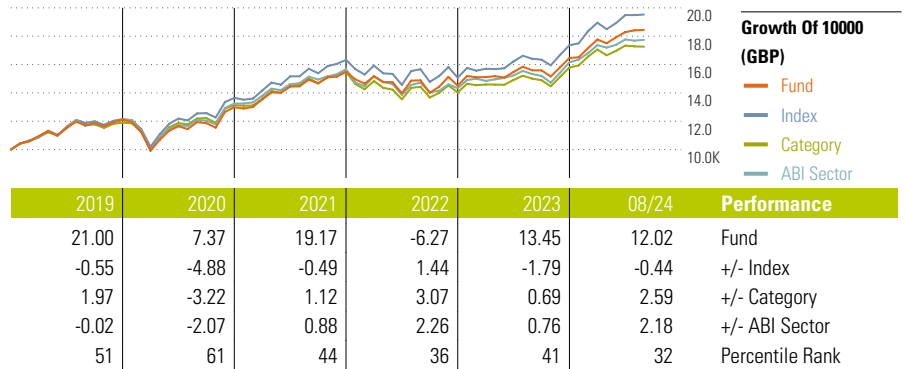
The Fund's investment objective is to hold investments that will pay out money and increase in value through exposure to a diversified portfolio comprised of approximately 100% by value of shares. The Fund will seek to achieve its investment objective by investing more than 90% of its assets in passive funds that track an index, which are managed or operated by the ACD or its associates.

Morningstar Rating™

★★★★

ABI Sector

Global Equities (Pen)



This information relates to past performance, which is not a reliable indicator of future returns.

Standardised Performance

1 Yr to	1 Yr to	1 Yr to	1 Yr to	1 Yr to
30 Jun 20	30 Jun 21	30 Jun 22	30 Jun 23	30 Jun 24
0.82	24.06	-3.29	10.76	18.17

12 Months Total Return (bid to bid). Source: Morningstar, net income reinvested. This table complies with the FCA's regulations to compare different products from different providers.

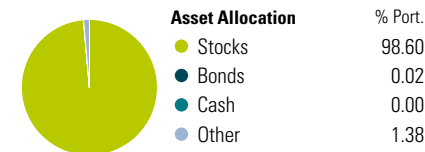
Trailing Returns

	Return %	+/-Idx	+/-Cat	+/-ABI
(30 Aug 2024)				
3 Months	3.43	0.18	1.23	1.68
6 Months	7.47	1.07	2.61	2.05
1 Year	18.27	-1.29	2.37	2.49
3 Years Annualised	7.34	-0.19	2.08	2.13
5 Years Annualised	9.51	-0.95	1.12	1.07

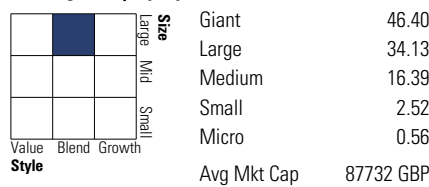
Quarterly Returns

	1st qtr	2nd qtr	3rd qtr	4th qtr
2024	7.92	2.94	-	-
2023	4.15	2.41	0.72	5.62
2022	-2.08	-7.83	0.23	3.62
2021	4.26	6.66	1.50	5.58
2020	-18.01	17.39	1.90	9.47

Portfolio 31 Jul 2024



Morningstar Equity Style Box™



Risk Profile

Risk Measures	Value	Value	Value
3-Yr Alpha	-0.59	3-Yr Sharpe Ratio	0.44
3-Yr Beta	0.88	3-Yr Std Dev	10.35
R-Squared	94.99	3-Yr Risk	Avg
Information Ratio	-0.47	5-Yr Risk	bel avg
Tracking Error	2.70	10-Yr Risk	Low

Calculations use Morningstar Global TME NR USD (where applicable)

Top 10 Holdings

Holder	Sector	% Port.
Vanguard U.S. Eq Idx £ Acc	—	19.66
Vanguard FTSE UK All Shr Idx...	—	19.60
Vanguard FTSE Dev Wld ex-UK Eq...	—	19.28
Vanguard S&P 500 ETF USD Acc	—	16.70
Vanguard Em Mkts Stk Idx £ Acc	—	7.53
Vanguard FTSE Dev €pe ex-UK Eq...	—	6.75
Vanguard FTSE 100 ETF GBP Acc	—	4.68
Vanguard Jpn Stk Idx £ Acc	—	3.57
Vanguard Pac exJpn Stk Idx £ Acc	—	1.60
Vanguard FTSE 250 ETF GBP Acc	—	0.63
Total Stock Holdings		0
Total Bond Holdings		0
Assets in Top 10 Holdings %		100.00

Sector Weightings

Sector	% Equity
Cyclical	32.66
Basic Materials	4.63
Consumer Cyclical	9.81
Financial Services	15.93
Real Estate	2.29
Sensitive	45.16
Communication Services	7.04
Energy	5.74
Industrials	11.05
Technology	21.32
Defensive	22.19
Consumer Defensive	7.85
Healthcare	11.53
Utilities	2.80

World Regions

Region	% Equity
Americas	52.32
United States	51.21
Canada	0.49
Latin America	0.62
Greater Europe	34.03
United Kingdom	22.73
Eurozone	6.18
Europe - ex Euro	4.07
Europe - Emerging	0.24
Middle East / Africa	0.81
Greater Asia	13.65
Japan	4.94
Australasia	1.56
Asia - Developed	3.38
Asia - Emerging	3.76

Operations

Insurance Company	Liverpool Victoria...	Domicile	United Kingdom	Annual Management Fee	0.24%
Phone	0800 783 7533	Currency	Pound Sterling	ISIN	GB00B7GTPR10
Website	www.lv.com	ABI Sector	Global Equities (Pen)	Minimum Additional Purchase	-
Inception Date	1 May 2012	Closed To New Business	No	Total Expense Ratio	0.24%
Fund Manager		Closed to New Investors Date	-	Actual Front Load	-
Manager Start Date	-				
NAV (30 Aug 2024)	349.50 British Pence				
Share Class Size (mil)	83.86				