



LV= Vanguard LifeStrategy 100% Equity Series 2 Pension Fund

Fund Benchmark

Not Benchmarked

Investment Objective

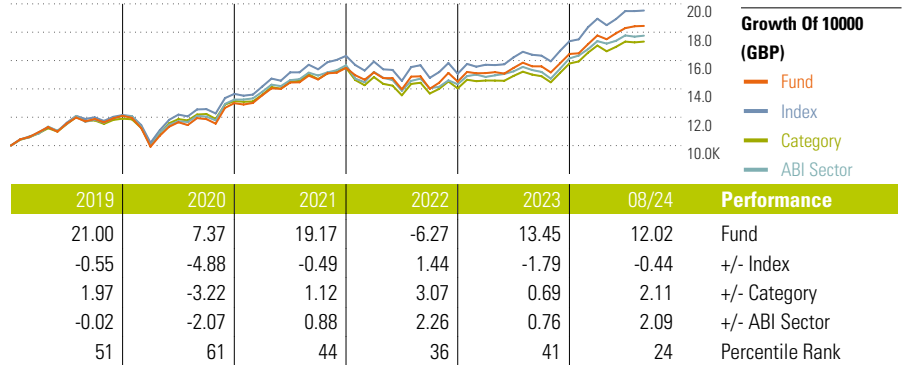
The Fund's investment objective is to hold investments that will pay out money and increase in value through exposure to a diversified portfolio comprised of approximately 100% by value of shares. The Fund will seek to achieve its investment objective by investing more than 90% of its assets in passive funds that track an index, which are managed or operated by the ACD or its associates.

Morningstar Rating™

★★★★

ABI Sector

Global Equities (Pen)



This information relates to past performance, which is not a reliable indicator of future returns.

Standardised Performance

1 Yr to	1 Yr to	1 Yr to	1 Yr to	1 Yr to
30 Jun 20	30 Jun 21	30 Jun 22	30 Jun 23	30 Jun 24
0.82	24.06	-3.29	10.76	18.17

12 Months Total Return (bid to bid). Source: Morningstar, net income reinvested. This table complies with the FCA's regulations to compare different products from different providers.

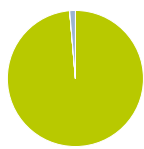
Trailing Returns

	Return %	+/-Idx	+/-Cat	+/-ABI
(30 Sep 2024)				
3 Months	0.78	0.36	1.03	0.21
6 Months	3.74	0.46	2.05	0.85
1 Year	18.25	-1.50	1.73	0.61
3 Years Annualised	7.92	-0.44	2.03	1.77
5 Years Annualised	9.20	-1.09	0.89	0.58

Quarterly Returns

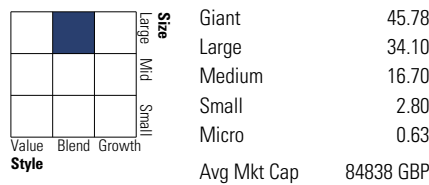
	1st qtr	2nd qtr	3rd qtr	4th qtr
2024	7.92	2.94	-	-
2023	4.15	2.41	0.72	5.62
2022	-2.08	-7.83	0.23	3.62
2021	4.26	6.66	1.50	5.58
2020	-18.01	17.39	1.90	9.47

Portfolio 31 Aug 2024



Asset Allocation	% Port.
Stocks	98.64
Bonds	0.01
Cash	0.00
Other	1.34

Morningstar Equity Style Box™



Sector Weightings

	% Equity
Cyclical	33.15
Basic Materials	4.55
Consumer Cyclical	9.74
Financial Services	16.47
Real Estate	2.38
Sensitive	44.29
Communication Services	6.82
Energy	5.63
Industrials	11.11
Technology	20.73
Defensive	22.56
Consumer Defensive	7.97
Healthcare	11.66
Utilities	2.94

Risk Profile

Risk Measures

3-Yr Alpha	-0.59	3-Yr Sharpe Ratio	0.44
3-Yr Beta	0.88	3-Yr Std Dev	10.35
R-Squared	94.99	3-Yr Risk	Avg
Information Ratio	-0.47	5-Yr Risk	bel avg
Tracking Error	2.70	10-Yr Risk	Low

Calculations use Morningstar Global TME NR USD (where applicable)

World Regions

	% Equity
Americas	52.41
United States	51.28
Canada	0.51
Latin America	0.62
Greater Europe	33.88
United Kingdom	22.66
Eurozone	6.10
Europe - ex Euro	4.05
Europe - Emerging	0.23
Middle East / Africa	0.84
Greater Asia	13.70
Japan	5.03
Australasia	1.57
Asia - Developed	3.30
Asia - Emerging	3.80

Operations

Insurance Company	Liverpool Victoria...	Domicile	United Kingdom	Annual Management Fee	0.24%
Phone	0800 783 7533	Currency	Pound Sterling	ISIN	GB00B7GTPR10
Website	www.lv.com	ABI Sector	Global Equities (Pen)	Minimum Additional Purchase	-
Inception Date	1 May 2012	Closed To New Business	No	Total Expense Ratio	0.24%
Fund Manager		Closed to New Investors Date	-	Actual Front Load	-
Manager Start Date	-				
NAV (30 Sep 2024)	349.30 British Pence				
Share Class Size (mil)	83.67				